

IC-A210E

Easy-to-use, Vehicle Panel-Mount Transceiver with 25kHz/8.33kHz Dual Channel Spacing!



The IC-A210E is a new ground-to-air, panel-mount transceiver with the capability to work on both 8.33kHz and 25kHz channel spacing frequencies! It succeeds the already popular IC-A200 as the best fitment in ground support vehicles within the aviation industry.

• 25kHz/8.33kHz dual channel spacing

In addition to the widely used 25kHz channel spacing, IC-A210E is also compatible with 8.33kHz channel spacing. With this dual compatibility there is an increase in the number of channels available.

• Large, bright OLED display

The IC-A210E has an organic light emitting diode (OLED) display. The OLED display emits light by itself and the display offers many advantages in brightness, vividness, high contrast, wide viewing angle and response time compared to a conventional display. In addition, the auto dimmer function adjusts the display for optimum brightness at day or night.

• Easy channel selection

Selecting memory channels in the IC-A210E is fast, easy and efficient. The 'flip-flop' arrow button switches between main and stand-by channels. The dual-watch function allows you to monitor two channels simultaneously. In addition, the history memory stores the last 10 channels used and allows you to recall those channels easily.

• 12V/24V DC power source

The built-in DC-DC converter accepts a 12/24V DC power source. The IC-A210E can be easily installed and adapted to most vehicles.

• Easy installation

The IC-A210E is the same size as ICOM's previous panel mount, IC-A200. This means it can be interchanged with most predecessor radios now ending their life. Two types of rear-panel adaptors are included, allowing you to replace it without soldering.

Other features

- 10 regular memory channels with a 6-character channel name
- 200 group memory channels (20 channel banks) with a channel tag
- ANL (Automatic noise limiter) function reduces pulse type noise
- Remote control capability
- Time-out-timer
- VFO scan
- PC programming capability
- Dial lock and panel lock
- Squelch test function



SPECIFICATIONS

GENERAL

Frequency coverage:	118.000~136.975MHz
Frequency spacing:	25kHz, 8.33kHz
Frequency stability:	±1ppm (0°C to +40°C)
Operating temperature:	-20°C to +55°C
Antenna impedance:	50Ω
Number of memory channels:	10 regular memory 200 group memory 10 GPS, 10 auto-stack (history) memory
Power supply requirement:	13.8/27.5V.DC (Negative ground)
Dimensions (WxHxD):	160 x 34 x 271mm
Weight (approx):	1.0kg.

TRANSMITTER


Output power: (Carrier power)	6W typical
Spurious emissions:	
Harmonics:	-36dBm (30MHz~1GHz)
Except harmonics:	-46dBm (30MHz~1GHz)
Modulation:	85% (Max 95%)

RECEIVER

Intermediate frequencies:	1st: 38.85MHz 2nd: 450kHz
Sensitivity AM: at 12dB SINAD	-101dBm
Selectivity:	
8.33kHz ch.spacing	6dB ±2.8kHz
25kHz ch.spacing	6dB ±8.5kHz
Spurious rejection:	More than 70dB
Audio output power:	
External SP:	5W with a 4Ω load
Headphone:	60mW with a 500Ω load

Measurements are made in accordance with ETSI EN300-676 for this European version. All stated specifications are subject to change without notice or obligation.



OPTIONS



SUPPLIED ACCESSORIES

Mounting bracket kit and rear panel adaptor.

REAR PANEL VIEWS



Applicable U.S. Military Specifications and IP Rating.

The IC-A210E has been tested to and passed the following MIL-STD requirements and strict environmental standards.

MIL-810G

Standard	Method	Procedure
Low pressure	500.4	I,II
High Temperature	501.4	I,II
Low temperature	502.4	I,II
Temperature shock	503.4	I
Solar radiation	505.4	I
Humidity	507.4	-
Vibration	514.5	I
Shock	516.5	I

IC-A210E also meets equivalent MIL-STD-810-C, D and E.